



MokiPods **FAQ**

AU +613 9540 4111

NZ 0800 555 312

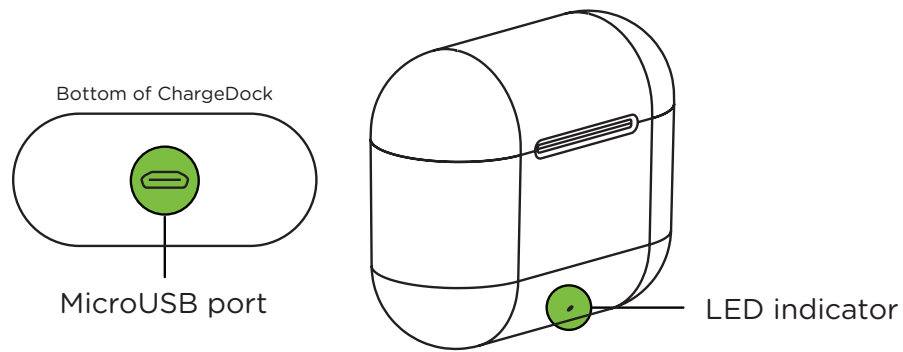
USA +1 213 325 2668

UK +44 330 808 5128

sales@mokiinternational.com

mokiinternational.com

MokiPods ChargeDock



How do I charge my MokiPods ChargeDock?

With the supplied **MicroUSB** cable, plug the **USB-A** connector end into a car or wall adaptor with a USB-A port, or a device with a USB-A port like a computer or television. The LED indicator on the ChargeDock will **blink blue**.

What does a **blinking blue** LED indicator mean on the ChargeDock?

This signals that the ChargeDock is charging, and isn't yet fully charged.

How do I know when the ChargeDock is full charged?

When the ChargeDock is plugged in and charging, the LED indicator will **blink blue** until fully charged. Once fully charged, the ChargeDock LED indicator will be **solid blue**.

What does a **solid green** LED indicator mean on the ChargeDock?

This signals that the ChargeDock is charging the earbuds. When the light turns off, the earbuds are charged.

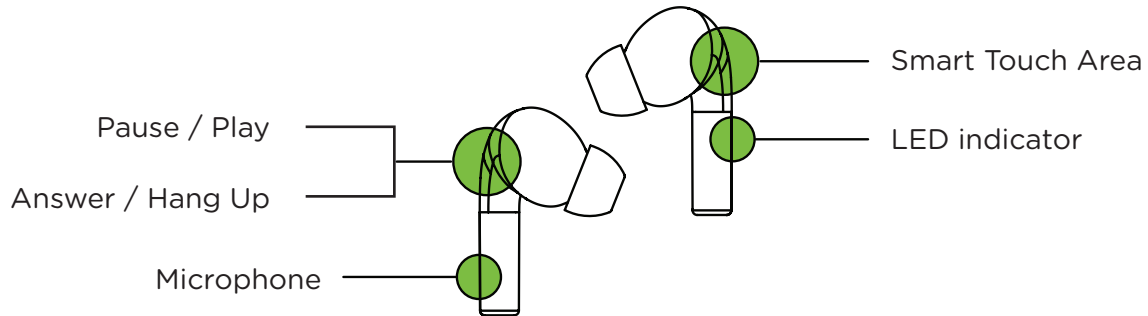
What type of cable do I need to charge the ChargeDock with?

The MokiPods come with a MicroUSB to USB-A Charge Cable. The USB-A connector is to be plugged into a power source, while the MicroUSB connector is for the ChargeDock.

What power source can I charge the ChargeDock with?

The MokiPods come with a MicroUSB to USB-A charge cable. The USB-A connector is to be plugged into a power source, which can be anything from a wall adaptor with a USB-A port, a computer with a USB-A port or a power bank with a USB-A port.

MokiPods Earbuds



How do I charge my MokiPods?

Charging your MokiPods are as easy as placing each earbud in to the ChargeDock. Make sure the ChargeDock is also charged, or plugged in and charging, otherwise your MokiPods won't charge. A LED indicator will be **solid green** which means the ChargeDock is charging the earbuds.

How do I pair my MokiPods to each other?

The MokiPods are designed to pair with each other when you remove from the ChargeDock. They will **blink blue** until they have paired to each other in stereo sound. Once they are paired to each other, they will enter Bluetooth pairing mode, ready to pair with a device.

How do I pair my MokiPods to a Bluetooth enabled device?

Once the MokiPods have paired to each other, after removing them both from the ChargeDock (see above), the MokiPods will enter Bluetooth pairing mode. Each earbud will **blink blue and red**. This mode will stay on for a couple of minutes until you successfully pair to a device. On your Bluetooth enabled device, enable Bluetooth mode (see device instructions for Bluetooth mode). Search for new devices and select MokiPods when it appears in the list.

Do I need to pair my MokiPods everytime I want to use them?

Once you have paired a Bluetooth enabled device to your MokiPods, the pairing will be remembered by your device. Simply remove both earbuds from the ChargeDock, and the MokiPods will pair to each other, then pair to the remembered device.

I have previously paired my MokiPods with my device, but now they won't pair.

Make sure Bluetooth is enabled on your device. Place both the earbuds in the ChargeDock, remove them and make sure they pair to each other (see above). The MokiPods will then enter Bluetooth pairing mode and will look for any previously paired devices.

MokiPods Earbuds

How do I answer an incoming call?

Double tap the Smart Touch Area on the earbuds. To hang up, double tap the area again. This works on both earbuds.

How to I pause music?

Double tap the Smart Touch Area on the earbuds. To resume playing music, double tap the area again. This works on both earbuds.

Only one of my Earbuds is working.

Place both earbuds in the ChargeDock. Make sure they are both charged (see above). Remove both earbuds and make sure they both **blink blue**, indicating they are searching for each other. When they are successfully paired, they will enter Bluetooth pairing mode and look for a device.

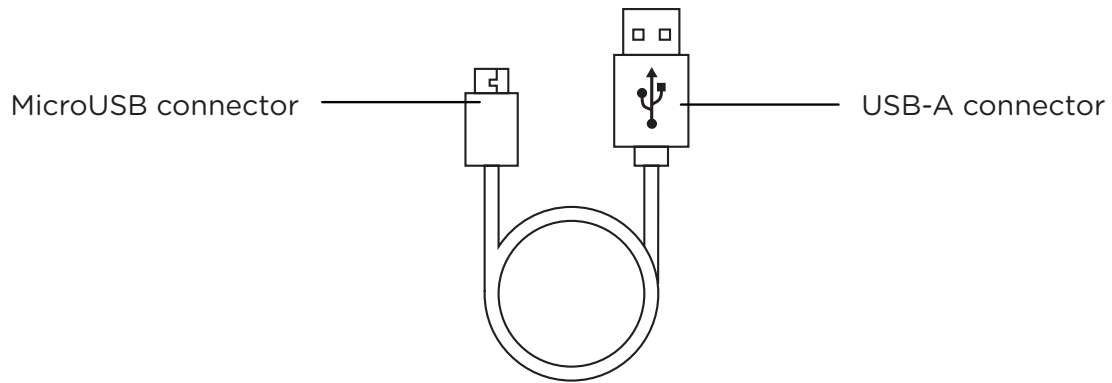
Can the silicone buds be replaced?

Yes, and most silicone buds made for earphones will fit the MokiPods.

Can I pair one earbud only to my device?

Yes you can. Simply remove one earbud from the ChargeDock, and follow the instructions on pairing to a Bluetooth enabled device.

MokiPods Charge Cable



I lost my charge cable. Where can I get a new one?

The MokiPods need a MicroUSB cable to charge, so any cable with a MicroUSB connection will work, providing the opposite end is capable of being charged. Moki has a range of MicroUSB cables available.

Can I use my iPhone cable to charge the MokiPods?

No. The charge port on the MokiPods ChargeDock is suited to only fit MicroUSB connections.

My charge cable is not charging my MokiPods.

Make sure the MicroUSB cable is not damaged in any way. Then confirm that the source of power is on and working, and that the cable is plugged into the source. Then confirm the MicroUSB connector has clicked into the charge port on the MokiPods ChargeDock.